



Property owners are encouraged to place privacy fences on the property line. If this is not possible, then the fence must be inset on the property a minimum of two-feet. This is to avoid “orphan” space between adjacent fences, which is difficult to maintain. Maintenance of such two-foot space is the responsibility of the property owner erecting the fence.

ADMINISTRATIVE REQUIREMENTS:

1. Permits are required to erect, move or replace an existing perimeter fence or repair twenty-five percent (25%) or more of the length of an existing fence.
2. **Ornamental fences not exceeding 42 inches in height do not require a permit.**
3. A plot plan, drawn to scale, showing the proposed location, the type and height of the fence must be submitted for permit.
4. If required, complete the Special Flood Hazard Area Development Permit Application.

SECTION 154.11.02(B) CLASSIFICATION OF FENCES. Fences are classified as follows for the purposes of this section:

Ornamental Fence: A fence which is more than 50 percent open that is intended to decorate, accent or frame a feature of the landscape primarily for aesthetic appeal, and does not serve the purpose of enclosing, screening, or separating premises or part of any premise from adjoining premises

Class 1: Masonry walls.

Class 2: Iron, wood or vinyl pickets and wood split rail (more than 50% open).

Class 3: Wood or other materials (more than 80% open).

Class 4: Wood, vinyl, iron, aluminum or other commonly-used fence materials (less than 50% open).

Class 5: Chain link or similar woven wire, excluding chicken wire (more than 80% open).

Class 6: Barbed wire or sharp-pointed fences.

SECTION 154.11.02 FENCING AND WALL REGULATIONS

(D) LOCATION AND HEIGHT:

(3) **Residential and Agricultural Districts.** Fences and walls within any Residential (R), Office Residential (O-R), Office (O), Limited Development (L-D), Heritage (H), Residential Planned Unit Development (R-PUD) or Agricultural (A) Zoning District shall conform to the following requirements:

(a) **Required front yards.** Class 2 and Class 3 fences may be erected up to a maximum height of 42 inches, except on corner lots, where approval must be obtained by the Service Director based on the relation of the fence to the intersection. These fences may be located up to and on the front property line, subject to the requirements of Subsection (E).

(b) **Side, corner side, or rear yards.** Class 1, 2, 3, 4, or 5 fences may be erected up to a maximum height of 72 inches. Fences in side or rear yards may be located up to and on the side or rear lot line, subject to the requirements of Subsection (E). Fences in corner side yards may not be located closer than three (3) feet to the corner side lot line, except where the lot does not meet minimum lot frontage requirements, in which case the fence may be located up to and on the corner side lot line, subject to the requirements of Subsection (E).

(4) **Commercial Districts.** Fences and walls within Commercial (B), City Center (CC), Olde Downtown (OD), and Planned Unit Development (PUD) Zoning Districts including those associated with all conditionally permitted uses shall conform to the following requirements:

(a) **Required front yards.** Class 1 and Class 3 fences may be erected up to a maximum height of 42-inches.

(b) **Side, corner side, or rear yards.** Class 1, 2, 3, 4, or 5 fences may be erected up to a maximum height of 72 inches. Fences in side or rear yards may be located up to and on the side or rear lot line, subject to the requirements of Subsection (E). Fences in corner side yards may not be located closer than three (3) feet to the corner side lot line, except where the lot does not meet minimum lot frontage

requirements, in which case the fence may be located up to and on the corner side lot line, subject to the requirements of Subsection (E). In case of walls required to screen outdoor storage areas, the wall height shall be one (1) foot higher than the material to be screen, but shall not exceed twelve (12) feet.

(5) **Industrial Districts.** Fences and walls within Business Park and Manufacturing (M) Zoning Districts including those associated with all conditionally permitted uses shall conform to the following requirements:

(a) **Required front yards.** Class 1 and Class 3 fences may be erected up to a maximum height of 72-inches.

(b) **Side, corner side, or rear yards.** Class 1, 2, 3, 4, 5, or 6 fences may be erected up to a maximum height of 96 inches. Fences in side or rear yards in these districts may be located up to and on the side or rear lot line, subject to the requirements of Subsection (E). Fences in corner side yards in these districts may not be located closer than three (3) feet to the corner side lot line, except where the lot does not meet minimum lot frontage requirements, in which case the fence may be located up to and on the corner side lot line, subject to the requirements of Subsection (E). In case of walls required to screen outdoor storage areas, the wall height shall be one (1) foot higher than the material to be screen, but shall not exceed twelve (12) feet.

(E) **Intersection Visibility.** On corner lots no fence shall be erected, placed or maintained within the public right-of-way or within the triangular yard space formed by the intersecting street lines and a line joining points on such street lines 50 feet from the point of intersection of the street lines unless reviewed and approved by the Service Director.

(F) Construction Requirements.

(1) A fence that is supported by posts on the side of the fence shall be erected so that exposed posts and supporting cross-elements face the interior of the property and the finished surface faces outward to adjoining properties or public rights-of-way.

(2) Fences shall be uniformly constructed in a workman-like manner of commonly used fencing material, including but not limited to wood, chain link, aluminum, vinyl, masonry or wrought iron.

(3) Prohibited materials: The following materials shall not be used for any fence or wall:

- (a) Cast-off, secondhand or other items not originally intended to be used for construction or maintaining a fence;
- (b) Corrugated and galvanized steel or metal sheets;
- (c) Plywood, pallets, particle board, paper, Visqueen plastic, plastic tarp or similar material;
- (d) Wire, farm-style fencing outside of the Agriculture District;
- (e) The use of poured concrete, concrete masonry unit, metal panel, corrugated metal, rebar or other similar product where the surface of such material is exposed and visible from any direction, shall be prohibited unless specifically permitted elsewhere in this section;


(f) Any other material not described in this section which is deemed by the city to be inconsistent with the standards of this section.

For all encompassing fencing requirements, including fences around trash receptacles, see Section 154.11.02 of the Zoning Code.

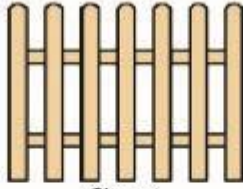
INSPECTIONS REQUIRED: Twenty-four (24) hour notice is required for any inspection. To request an inspection, please call 859-5783.

- A. ***Open hole/footer Inspection:*** Required if located in Flood Zone.
- B. ***Final Inspection:*** After the fence is installed and is complete.

FENCE CLASSES




Class 1




Class 2



Class 3



Class 4



Class 5



Class 6